

**E** Do you think most people are superstitious? Read this survey and find out.

# Superstitions Today

Are there still superstitions in our modern world of science and technology?

A psychologist, Dr. Richard Wiseman, wanted to check this out.

According to him, the answer is yes! In 2003, Dr. Wiseman conducted a survey on superstition in the UK\*. The number of people who took part in the survey was 4,339 – 1,951 males and 2,388 females.

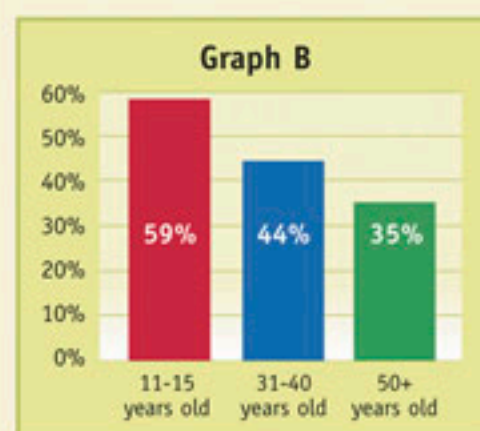
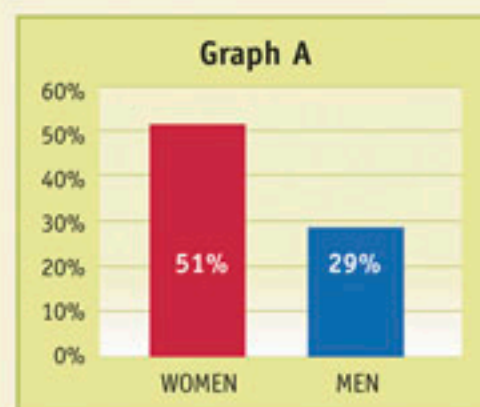
Dr. Wiseman divided the groups according to gender (male or female) and age: 11-15, 31-40 and over 50.

In the survey Dr. Wiseman asked questions such as:

- Do you think you are lucky or unlucky?
- Do you worry about the future?
- Would you walk under a ladder?

The results of the survey showed that women are more superstitious than men. (See Graph A.) Young people are more superstitious than older people. (See Graph B.)

Dr. Wiseman's survey shows that in the 21st century people still believe in superstitions. Even today, most people who see an open ladder on the street will walk around it.



\* the UK (the United Kingdom) = הממלכה המאוחדת (בריטניה) / المملكة المتحدة (بريطانيا)

**F** Answer the questions in your notebook.

Reading  
for specific  
information

- Answer True or False. Correct the false sentences. (lines 1-15)
  - Dr. Wiseman did the survey in the US.
  - More women than men took part in the survey.
  - Age was not important in the survey.
  - According to the survey, men are more superstitious than women.
  - According to the survey, young people are more superstitious than adults.
- The questions in lines 9-12 are examples ...
  - of questions from the survey
  - of different superstitions
  - from science and technology
- What example shows that people are still superstitious in the 21st century? (lines 16-18)

Interpreting  
information  
from visual data

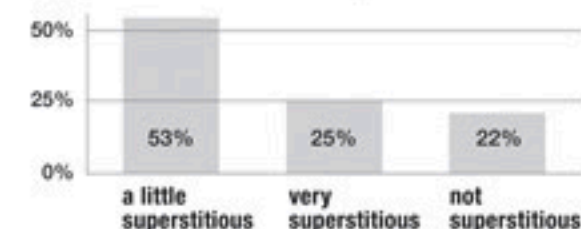
4. Look at graphs A and B.

- What percentage (نسبة مئوية / אחוז) of women are superstitious?
- In the age group 31-40, what percentage of people are superstitious?
- What percentage of people are superstitious in the 50+ age group?

**G** Do you think the results of the survey on page 10 are surprising? Why or why not?

**H** Use the graph below to complete the sentence.

This graph shows that one quarter of all Americans are ...



**I** Read the joke below. Why doesn't the robber want to jump out of the window? Is he superstitious? Explain your answer.



## Vocabulary 1

Understanding  
new words

**A** Imagine you are going to conduct a survey on superstition. Which of the following questions would you ask people to find out if they are superstitious?

- Would you like a chance to learn more about **superstitions**?
- According** to your friends, are you a **lucky** person?
- Do you think women are more **superstitious** than men?
- Do you know how to **conduct a survey**?
- Do you **worry** a lot **about** tests?
- You **believe** the color red is lucky. How would you **check it out**?

**B** Choose two words or phrases that you think go together in each group. Explain your answers to a partner. Then write a sentence with the words you chose.

*When I worry about a test, I dream about it.*

- believe • worry about • dream
- lucky • happy • easy
- disagree • take part in • argue
- results • graph • questions
- superstitious • fearful • lucky