

Easy Pages

The *Easy Pages* are worksheets for the weaker learners in the heterogeneous class. For each of the six units in the Pupil's Book, there are three photocopiable pages: one for each text in the unit.

The *Easy Pages* include texts, comprehension exercises and vocabulary extension activities. The texts are revised versions of the ones found in the Pupil's Book. They have been shortened and made easier so that weaker pupils can read them independently. Giving these pupils an easier version of the text will enable them to participate in many discussions and activities in each unit of the Pupil's Book together with the class.

The *Easy Pages* have been designed for use after pupils have been exposed to the topic and the vocabulary for each text in the Pupil's Book. The new vocabulary from the texts is reinforced by appearing often in the texts and exercises of the *Easy Pages*. While doing the *Easy Pages*, pupils can refer to the vocabulary translations in each section of the Pupil's Book, as well as the glossary.

The answers to the exercises in the *Easy Pages* appear in the back of this Resource Pack. The worksheets may be checked orally with the pupils who do them. Alternatively, you may collect the pages and check them.

Part A: Around London

1 Read.

קיראו את הקטע. / إقرأوا النصّ .

Words

A VISIT TO LONDON

Emily: Can you help us, please?
 Policeman: Yes, I can. Where are you from?
 Emily: We are from Israel.
 Policeman: Welcome to London!
 Now, how can I help you?
 Tamir: We want to go to Big Ben.
 Policeman: You take bus number three to Big Ben.
 Tamir: Thank you.
 Emily: Is Big Ben near the river?
 Policeman: Yes, it is. It is near the River Thames.



policeman

שוטר / شرطي

welcome

ברוכים הבאים /

أهلاً وسهلاً

bus

אוטובוס / باص

near

קרוב ל- / قريب من

river

נהר / نهر

2 Complete.

השלימו את המשפטים. השתמשו במילים שלמטה. / أكملوا الجمل. إستعملوا الكلمات أدناه.

policeman • bus • London • river • Big Ben

1. Tamir and Emily are in **London** ..
2. They want to go to
3. They ask a
4. They can go to Big Ben by
5. Big Ben is near the

3 Match.

התאימו את המילים לתמונות. / لاثموا الكلمات مع الصور.

Big Ben • bus • river • policeman

1



bus

2



3



4



Part B: London Tours

1 Read.

קיראו את הקטע. / اقرأوا النص.

Words

THE LONDON DUCK TOUR

The London Duck is a yellow bus.

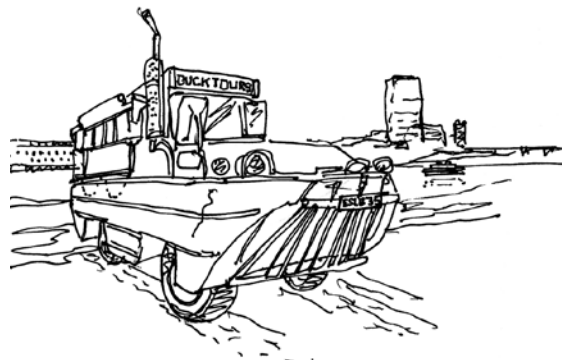
It goes in the streets of London.

But it is also a boat.

It goes in the river.

On the London Duck Tour
you can see Big Ben and
you can see Buckingham
Palace, too.

It is fun to go on the London Duck!



tour
סיור / جولة, رحلة
street
רחוב / شارع
boat
סירה / زورق
river
נהר / نهر
palace
ארמון / قصر
fun
כיף / متعة

2 Complete.

השלימו את המשפטים. השתמשו במילים שלמטה. / أكملوا الجمل. إستعملوا الكلمات أدناه.

boat • fun • streets • river • Palace

1. The London Duck is a and a bus.
2. The London Duck goes in the
3. The London Duck goes in the
4. You can see Buckingham
5. It is to go on the London Duck!

3 Circle.

הקיפו את המילה הנכונה בכל טור. / أحيطوا بدائرة الكلمة الصحيحة.

bike אופניים / دراجة هوائية bus אוטובוס / باص boat סירה / زورق
car מכונית / سيارة train רכבת / قطار



bike
horse
car



bus
car
train



bike
boat
car



car
bus
bike




train
boat
car

Part C: A Famous Palace

1 Read.

קיראו את הקטע. / إقرأوا النصّ .

Words	
<p>BUCKINGHAM PALACE</p> <p>London is a big city. Buckingham Palace is in London. The queen lives in the palace. It is very big and very old. It has 600 rooms. The palace has a beautiful garden, a cinema and a police station.</p> 	<p>palace ארמון / قصر</p> <p>city עיר / مدينة</p> <p>beautiful יפה מאוד / جميل جدًا</p> <p>garden גן, גינה / بستان</p> <p>cinema קולנוע / دار سينما</p> <p>police station תתחנת משטרה / مخفر شرطة</p>

2 Circle. הקיפו את הדברים שאתם יכולים לראות בארמון בקינגהאם. / أحيطوا بدائرة الأشياء التي يمكن رؤيتها في قصر باكينغهام.

cinema • police station • school • garden • city

3 True (T) or False (F)?

כיתבו T (נכון) או F (לא נכון) ליד כל משפט.


اكتبوا T (صحيح) أو F (غير صحيح) بجانب كل جملة.

- Buckingham Palace is very old. ...T...
- Buckingham Palace is small.
- The queen lives in the palace.
- There are 100 rooms in the palace.
- The police station has a beautiful garden.
- There is a cinema in the police station.

4 Match.

התאימו את המילים לתמונות. / لاثموا الكلمات مع الصور.

- palace
- river
- cinema
- city
- police station
- garden



Part A: Famous Artists

1 Read.

קיראו את הקטע. / إقرأوا النصّ .

Words

AT THE ART MUSEUM

Alex: Look at picture 1. It's called*
Granny Driving a Bus. It's funny!

Nadia: I know picture 2. It's famous.

Guide: Yes. The artist is from Holland.
His name is Vincent Van Gogh.

Nadia: I like the stars in the sky in this picture.

Guide: The name of the picture is
Starry Night.

It's called היא נקראת / هي تسمى

1



2



museum
מוזיאון / متحف
picture
תמונה / صورة
granny
סבתא / جدة
famous
מפורסם, ידוע / مشهور
artist
אמן / فنان
stars
כוכבים / كواكب, نجوم

2 Complete.

השלימו את המילים. השתמשו במילים שלמטה. / أكملوا الجمل. إستعملوا الكلمات أدناه.

stars • picture • museum • granny • artist




1. The children are at the art
2. In one picture, a is driving a bus.
3. Vincent Van Gogh is a famous
4. The name of the is *Starry Night*.
5. There are in the sky.

3 Match.

התאימו את המילים לתמונות. / لائنوا الكلمات مع الصور.

artist / אמן / فنان	farmer / איכר / فلاح	teacher / מורה / معلم
singer / זמר / مطرب	driver / נהג / سائق	guide / מדריך / مرشد

1. driver
2. guide
3. singer
4. farmer
5. artist
6. teacher



Part B: Van Gogh, The Artist

1 Read.

קיראו את הקטע. / إقرأوا النصّ.

Words

VINCENT VAN GOGH

It's 1886. Vincent Van Gogh is an artist.

He paints beautiful pictures.

But people* don't buy his pictures.

He is poor and sad.

Today, Van Gogh is famous.

People love to look at his pictures.

You can see his pictures in art museums.



people אנשים / נاس

artist

אמן / פִּתָּאן

paint

לצבוע / ידען

beautiful

יפה / גמיל

buy

לקנות / ישתרי

poor

עני / פִּקִּיר

famous

מפורסם, ידוע /

משִׁהוּר

2 Circle.

הקיפו את המילה הנכונה. / أحيطوا بدائرة الكلمة الصحيحة.

1. Van Gogh is **an artist** / a driver.
2. He **paints** / buys pictures.
3. His pictures are **ugly** / beautiful.
4. He is **poor** / rich.
5. Today, Van Gogh is **scared** / famous.
6. You can see his pictures in **cinemas** / museums.

3 Match.

התאימו את המילים לתמונות. / לאתמו الكلمات مع الصور.

rich עשיר / غني
poor עני / فقير

angry כועס / غاضب
sick חולה / مريض

scared מפחד, פוחד / خائف
tired עייף / تعب, تعبان

1. sick
2. scared
3. tired
4. poor
5. angry
6. rich



Part C: Is It Art?

1 Read.

קיראו את הקטע. / اقرأوا النص.

Words

ELVIS ON TOAST

Elvis Presley was a famous American singer.

He was a rock star.

He was very popular.

Look at the picture of Elvis.

It is not a painting.

It is a picture made from* toast!



toast
טוסט, לחם קלוי /
خبز محمص
was
היה / كان
singer
זמר / مطرب
rock star
כוכב רוק / نجم روك
popular
פופולרי / شعبي
painting
ציור / رسم

made from / مصنوع من / לשוי מ-

2 Circle.

הקיפו Yes או No. / أحيطوا بدائرة Yes أو No.

1. Elvis was a singer.
2. Elvis was not a rock star.
3. Elvis was from Israel.
4. Elvis was popular.
5. The picture is made from toast.

Yes / No

Yes / No

Yes / No

Yes / No


Yes / No

3 Match.

התאימו את ההוראות לתמונות. / لا تموا التعليمات مع الصور.

1. Draw* a picture.
2. Make toast.
3. Cut* the toast.
4. Stick* the toast on the picture.

a



b



c



d



draw / أرسموا / ציירו

cut / قطعوا / חתכו

stick / ألصقوا / הדביקו

Part A: Books, Books, Books

1 Read.


קיראו את הקטע. / إقرأوا النصّ.

Words

FAMOUS BOOKS

Tamir: Look! Here's a book about Sherlock Holmes.


Nadia: He was a famous detective. Dr Watson was his friend.



Tamir: Look at this book. It's *Gulliver's Travels*. It's really good!

Nadia: Gulliver went to strange places. In one place, the people were very small, so Gulliver was a giant.

Tamir: In another* place, the people were giants, so he was very small!



famous
מפורסם, ידוע / مشهور
detective
בלש / شرطي سري
strange
מוזר / غريب
places
מקומות / أماكن
giant
לנק / عملاق

another / آخر / آخر

2 True (T) or False (F)?

כיתבו T (נכון) או F (לא נכון) ליד כל משפט.
اكتبوا T (صحيح) أو F (غير صحيح) بجانب كل جملة.

1. Sherlock Holmes was a giant.
2. Dr Watson was a famous detective.
3. Gulliver went to strange places.
4. In one place, the people were very small.
5. In another place, the people were detectives.

3 Tick (✓).






סמנו ✓ בטור הנכון. / ضعوا ✓ في العمود المناسب.

	Sherlock Holmes	Gulliver
1. He went to strange places.		✓
2. He was Dr Watson's friend.		
3. He was a famous detective.		
4. He was a giant.		

Part B: A Famous Legend

1 Read.

קיראו את הקטע. / إقرأوا النصّ .

ROBIN HOOD		Words
<p>1 The sheriff of Nottingham is a bad man. He steals* money from poor people.</p> <p>Robin Hood helps the poor people.</p>  <p>Don't worry. I have a plan.</p>	<p>2 Robin Hood sees the sheriff.</p>  <p>Hello, sheriff. Give me that bag!</p>  <p>You're a thief, Robin Hood.</p>	<p>sheriff שריף / شريف، عمدة البلد، قائد الشرطة المحلي</p> <p>money כסף / مال</p> <p>poor לני / فقير</p> <p>people אנשים / ناس</p> <p>plan תוכנית / خطة</p> <p>thief גנב / سارق</p> <p>hero גיבור / بطل</p>
<p>3 Robin Hood gives the money to the people.</p>  <p>Thank you, Robin Hood. You're our hero!</p> 		

steals גונב / يسرق

2 Tick (✓).

מי אמר את זה? סמנו ✓ בטור המתאים. / من قال ذلك؟ ضعوا ✓ في العمود المناسب.

	Sheriff	Poor People	Robin Hood
1. "I have a plan."			
2. "Give me that bag!"			
3. "You're a thief."			
4. "You're our hero!"			

3 Circle.

הקיפו את המילה הנכונה. / أحيطوا بدائرة الكلمة الصحيحة.

- The people are **poor** / rich.
- Robin has a **boat** / plan.
- Robin takes the sheriff's **horse** / bag.
- Robin gives the **money** / pictures to the people.
- Robin is a **giant** / hero.

Part C: It's a Mystery

1 Read.

קיראו את הקטע. / إقرأوا النصّ .

Words

THE MARY CELESTE

One day in December 1872, some sailors saw a ship on the sea.

"Look! That's the *Mary Celeste*. It isn't moving.*"

The sailors went onto the *Mary Celeste* to help.

There was a cat in the kitchen and a cup of tea on the table.

But there were no sailors.

What happened to the sailors on the ship?

It's a mystery.



It isn't moving. / זה לא זז. / ذلك لا يتحرك.

sailor

מלח / بحار

ship

אוניה / سفينة

kitchen

מטבח / مطبخ

cup of tea

כוס תה / كباية شاي

What happened ...?

מה קרה ... ?

ما الذي حدث ... ?

mystery

תעלומה

غموض, سرّ

2 Match.

התאימו A ל-B כדי לחבר משפטים. / لائمو A مع B لتרכיב جمل.

A

- The sailors saw
- There was a cat
- There was a cup of tea
- There were no sailors
- We don't know
- It is

B

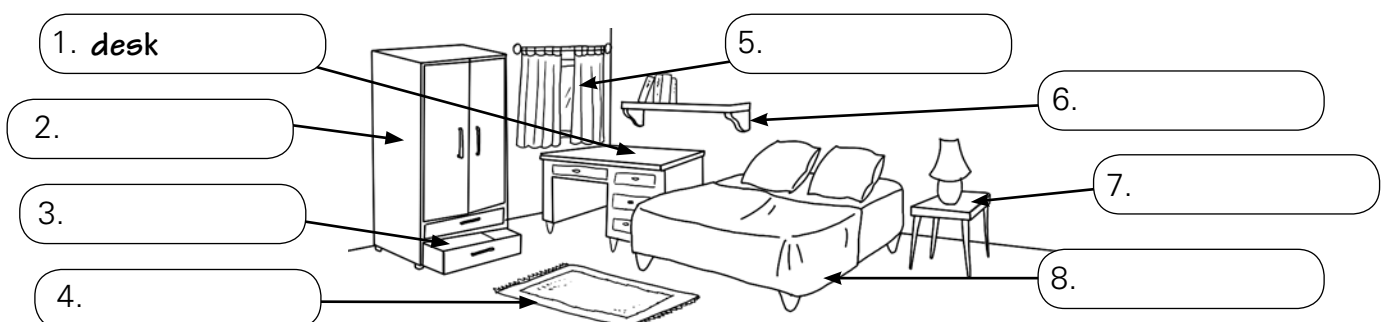
- a mystery.
- in the kitchen.
- what happened.
- a ship.
- on the table.
- on the ship.

3 Match.

כיתבו את המילים במקומות המתאימים. / اكتبوا الكلمات في الأماكن المناسبة.

shelf מדף / رف
bed מיטה / فراشdrawer מגירה / درج
curtain וילון / ستارdesk שולחן כתיבה / مكتبة
closet ארון / خزانةrug שטיחון / سجادة صغيرة
table שולחן / طاولة

shelf • drawer • desk • rug • bed • curtain • closet • table



Part A: Inventions

1 Read.

קיראו את הקטע. / إقرأوا النصّ .

Words

KIDS' INVENTIONS

Alex: Look! This is a hot butter knife.

Emily: That's a great invention! I put butter in the refrigerator. Then it's cold and hard.

Alex: I see. The hot knife makes the butter soft.

Emily: And look at this! It's a cleaning car.

Alex: That's a good invention, too. It is fun and you can clean the floor.



invention
המצאה / إختراع
butter
חמאה / زبدة
knife
סכין / سكين
hard
קשה / صعب
soft
רך / ناعم
fun
כיף / متعة
floor
רצפה / أرضية

2 Tick (✓).

סמנו ✓ בטור הנכון. / ضعوا ✓ في العمود المناسب.

	butter knife	cleaning car
1. It is hot.		
2. It is fun.		
3. It cleans the floor.		
4. It is a car.		
5. It puts butter on bread.		

3 Circle.

הקיפו את המילה והתמונה המתאימה באותו צבע. / أحيطوا بدائرة الكلمة والصورة الملائمتين بنفس اللون.

cup כוס / كوب knife סכין / سكين fork מזלג / شوكة
spoon כף / ملعقة plate צלחת / صحن

knife fork spoon cup plate



Part B: Fire

1 Read.

קיראו את הקטע. / إقرأوا النصّ .

Words

FIRE!

Hushang was the King of Iran.

It was winter. It was cold.

Hushang hit a stone with his ax.


It made a spark and the spark made a fire.

Hushang said, "We have fire and light.

We can cook food.

We aren't cold now.

We're happy. Let's have a party."



fire

אש / نار

winter

חורף / شتاء

hit

להכות / يضرب

spark

ניצוץ / شرارة

light

אור / ضوء

cook

לבשל / يطبخ

food

אוכל / طعام

2 True (T) or False (F)?

כיתבו T (נכון) או F (לא נכון) ליד כל משפט.
 אִכְתְּבוּ T (صحيح) או F (غير صحيح) بجانب كل جملة.

1. Hushang was the King of England.
2. It was winter.
3. The spark made a fire.
4. Hushang said, "We have coffee."
5. He said, "We can cook food."

3 Complete.

השלימו את המשפטים. השתמשו במילים שלמטה. / أكملوا الجمل. إستعملوا الكلمات أدناه.

winter / خورف / شتاء	summer / صيف / كيز
spring / ربيع / ابيب	fall / خريف / ستיו

winter • spring • summer • fall

1. It is hot in the
2. It is cold in the
3. It is warm (חמים / دافئ) in the
4. It is cool (קריר / بارد بعض الشيء) in the
5. We don't go to school in the

Part C: The Popsicle

1 Read.

קיראו את הקטע. / اقرأوا النصّ .

Words

FRANK'S STORY

One day Frank was thirsty.
 He made fruit juice.
 He mixed it with a stick.
 He forgot* the juice outside.
 It was very cold that night.
 The juice froze.
 In the morning he had a popsicle
 on a stick!
 Today there are popsicles in many colors.
 They are very popular.



Recipe* for Popsicles

Make fruit juice.
 Put a stick in the juice.
 Freeze* the juice.
 Wait* six hours.
 Eat the popsicle!

thirsty
 צמא / عطشان
 fruit juice
 מיץ פרות /
 عصير فواكه
 mix
 לערבב / يخلط
 stick
 מקל / عصا
 outside
 בחוץ / خارجاً
 froze
 קפא / تجمّد
 popsicle
 שלגון / إسكIMO

forgot שכח / نسي recipe מתכון / وصفة freeze הקפא / جمّد wait המתן / إنتظر

2 Circle.

הקיפו את המילה הנכונה. / أحيطوا بدائرة الكلمة الصحيحة.

1. Frank was **hungry** / **thirsty**.
2. Frank made **fruit juice** / **tea**.
3. He mixed it with a **spoon** / **stick**.
4. He forgot the juice **outside** / **at school**.
5. Today popsicles are very **famous** / **popular**.

3 Number.

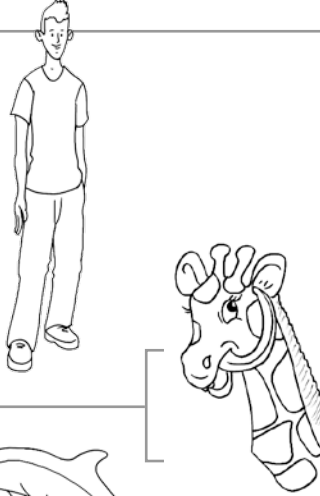



מספרו את המשפטים בסדר הנכון לפי המתכון. / رقموا الجمل بالترتيب الصحيح حسب القصة.

- a. Freeze the juice.
1. b. Make fruit juice.
- c. Eat the popsicle.
- d. Put a stick in the juice.
- e. Wait six hours.

Part A: Amazing Facts

1 Read.

קיראו את הקטע. / إقرأوا النصّ .

GUINNESS WORLD RECORDS		Words
Alex: Wow! These facts* are amazing! Look at this man. He was the tallest man in the world – 2.72 meters!		amazing מדהים / מدهش tallest הגבוה ביותר / الأطول world עולם / عالم ear אוזן / آذن tongue לשון / لسان eye עין / عين
Emily: Look at the giraffe. It can clean its ears with its tongue!		kilometers an hour קילומטר לשעה / كيلومتر في الساعة
Alex: And read about dolphins – they sleep with one eye open.		
Emily: Wow! This old car can go 1,000 kilometers an hour.		

facts עובדות / حقائق

2 Circle.

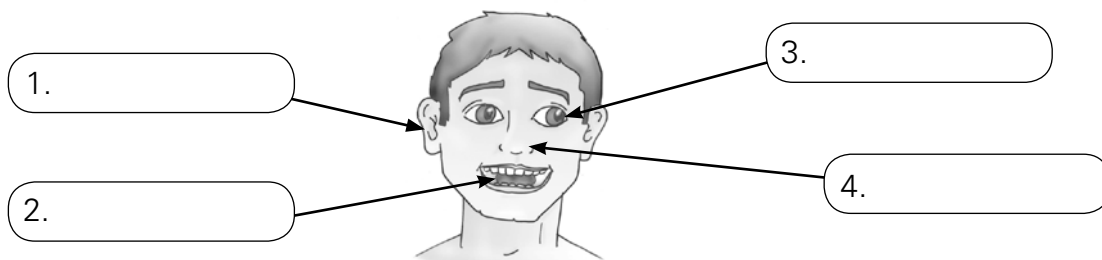
הקיפו את המילה הנכונה. / أحيطوا بدائرة الكلمة الصحيحة.

- The facts in the Guinness World Records are **amazing** / **sad**.
- You can read about the tallest **giraffe** / **man** in the world.
- A giraffe can clean its **eyes** / **ears** with its tongue.
- Dolphins **sleep** / **play** with one eye open.
- This **new** / **old** car can go 1,000 kilometers an hour.

3 Write.

כיתבו את המילים במקומות המתאימים. / أكتبوا الكلمات في الأماكن المناسبة.

ear • eye • tongue • nose



Part B: People Are Amazing

1 Read.

קיראו את הקטע. / اقرأوا النص.

Words

amazing

מדהים / מدهش

bedroom

חדר שינה /

غرفة النوم

bigger

יותר גדול / أكبر

leopard

נמר / نمر

time to think

זמן לחשוב /

وقت للتفكير

neck

צוואר / عنق

lucky

בר מזל / محظوظ

hungry

רעב / جائع

tired

לייף / تعب, تعبאן

AN AMAZING MAN

Arthur du Mosche lives in a small house in the Negev.

One night, an animal jumped into his bedroom.

It was bigger than a dog.

It was bigger than a cat.

It was a leopard!

Arthur didn't have time to think.

He caught* the leopard by its neck!

Arthur was lucky. The leopard was hungry and tired.

After 20 minutes, people came to help Arthur.

It was an amazing story.



תפס / أمسك, قبض caught

2 Circle.

הקיפו Yes או No. / أحيطوا بدائرة Yes أو No.

1. Arthur lives in a big house.

Yes / No

2. A leopard jumped into the bedroom.

Yes / No

3. The leopard was smaller than a cat.

Yes / No

4. The leopard was tired and hungry.

Yes / No

3 Answer.

ענו על השאלות על הסיפור. / أجبوا عن الأسئلة حول القصة.

1. Where does Arthur live?

2. What jumped into his bedroom?

3. Who helped Arthur?

Part C: Nature Is Amazing

1 Read.

קיראו את הקטע. / إقرأوا النصّ .

Words	
smell	ריח / رائحة
insects	חרקים / حشرات
water	מים / مياه
dries	מתייבשים / تجفّ
doesn't die	לא מת / لا يموت
wake up	להתעורר / يستيقظ
wet	רטוב / رطب

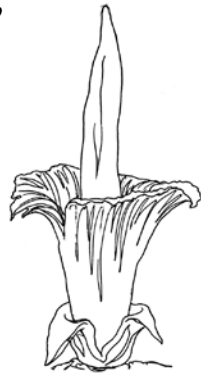
THE TITAN ARUM

The Titan Arum is a flower.

It is red and very tall.

It has a very bad smell.

People don't like it,
but insects love it.

**THE WATER BEAR**

The water bear is very small.

It lives in the water, but if the
water dries, the water bear
doesn't die. It sleeps.

It can sleep for 100 years.

Then it wakes up when it is wet.



2 True (T) or False (F)?

כיתבו T (נכון) או F (לא נכון) ליד כל משפט.
اكتبوا T (صحيح) أو F (غير صحيح) بجانب كل جملة.

1. The Titan Arum is a flower.
2. People love the Titan Arum.
3. Insects love the Titan Arum.
4. The water bear is big.
5. The water bear lives in the water.
6. If the water dries, the water bear wakes up.

3 Tick (✓).

סמנו ✓ בטור הנכון. / ضعوا ✓ في العمود المناسب.

	Titan Arum	Water Bear
1. It is red.		
2. It is very small.		
3. It lives in the water.		
4. It has a very bad smell.		
5. It can sleep for a long time.		
6. It is an animal.		

Part A: A Sense of Humor

1 Read and answer.

קיראו וענו על השאלות. / إقرأوا وأجيبوا عن الأسئلة.

Words

DO YOU HAVE A SENSE OF HUMOR?

1. Do you like to tell jokes?
a. yes b. sometimes c. no
2. Do you like to listen to jokes?
a. yes b. sometimes c. no
3. Do you like to watch funny movies?
a. yes b. sometimes c. no
4. Do you watch comedies on TV?
a. yes b. sometimes c. no
5. Can you laugh at yourself?
a. yes b. sometimes c. no

sense of
humor
חוש הומור /
روح الفكاهة

joke
בדיחה / נקטה

funny
מצחיק / مضحك

movie
סרט / فيلم

comedy
קומדיה / كوميديا

laugh
לצחוק / يضحك

a = 3 b = 2 c = 0

אם צברת 12-15 נקודות, יש לך חוש הומור טוב!
إذا كانت نتيجتك 12-15 نقطة, فتمتاز بروح فكاهة جيدة!

2 Tick (✓).

סמנו ב-✓ את הדברים שלפי דעתכם גורמים לאנשים לצחוק.

ضعوا ✓ بجانب الأشياء التي تؤدي إلى أن الناس يضحكون, حسب رأيكم.

People laugh:

1. when they watch a funny movie. ☐
2. when something is sad. ☐
3. when they listen to a joke. ☐
4. when they sleep. ☐

3 Match.



התאימו את המילים לתמונות. / لائموا الكلمات مع الصور.

tell / يحكي
cry / يبكي

watch / يشاهد
listen / يستمع

think / يفكر
laugh / يضحك

1. tell
2. listen
3. watch
4. think
5. laugh
6. cry



Part B: Riddles


1 Read and answer.

קיראו וענו על השאלות. / إقرأوا وأجيبوا عن الأسئلة.

Words

TIME FOR A RIDDLE

1. Where do you see streets but not cars and houses?
2. When will a yellow dog go into a purple house?
3. What did the cowboy say when he sat on the cactus?
4. Why do you go to bed?



riddle
חידה / لغز
street
רחוב / شارع
cowboy
קאבוי, בוקר /
راعي البقر
because
בגלל, כי / لأن

2 Match.

התאימו את התשובות לחידות. / لائموا الإجابات مع الألغاز.

- a. When the door is open.
 b. On a map.
 c. Ow!
 d. Because (בגלל, כי / لأن) the bed can't come to you!

3 Circle.

הקיפו את המילה יוצאת הדופן בכל שורה. / أحيطوا بدائرة الكلمة الشاذة في كل سطر.

1. house street school (duck)
 2. cowboy doctor map artist
 3. purple funny yellow black
 4. door bed window pupil

4 Complete.

השלימו את המשפטים. השתמשו במילים שלמטה. / أكملوا الجمل. إستعملوا الكلمات أدناه.

street • because • cowboy • riddle

1. Do you know the answer to this ?
2. The is wearing a big hat.
3. There are many houses and cars on this
4. They are laughing (يضحكون / צוחקים) the riddles are funny.

Part C: Make Us Laugh

1 Read.

קיראו את הקטע. / اقرأوا النصّ .

Words

MEET THE COMEDIANS

Eddie Murphy is a very popular comedian.

He was born in New York in 1961.

You can't see Eddie Murphy in the movie *Shrek*, but you can hear him.

He is the donkey.

Tzipi Shavit is a funny Israeli comedian.

She was born in 1950.

She is in shows, in movies and on TV.

Adel Imam is a very popular actor and comedian.

He was born in Egypt in 1940.

You can see him in movies and shows.

He helps people all over the world.



comedian
קומיקאי, בדרן /
מمثل הזלי, מרֶפֶה
popular
פופולארי /
מערופֶה, שֶהוּר
was born
נולד / וּלְד
movie
סרט / פִילִם
show
מופֶע / עֲרֻז
actor
שחקן / מִמְלֵל
all over the world
בכל העולם /
في أرجاء العالم

2 Tick (✓).

סמנו ✓ בטור הנכון. / ضعوا ✓ في العمود المناسب.

	Eddie Murphy	Tzipi Shavit	Adel Imam
1. Who was born in New York?			
2. Who was born in 1940?			
3. Who is a woman?			
4. Who is Israeli?			
5. Who is in movies?			

3 Complete.

השלימו את המשפטים. השתמשו במילים שלמטה. / أكملوا الجمل. إستعملوا الكلمات أدناه.

world • movie • was born • shows

- Eddie Murphy in New York.
- You can hear Eddie in the *Shrek*.
- Tzipi Shavit is in , movies and on TV.
- Adel Imam helps people all over the